

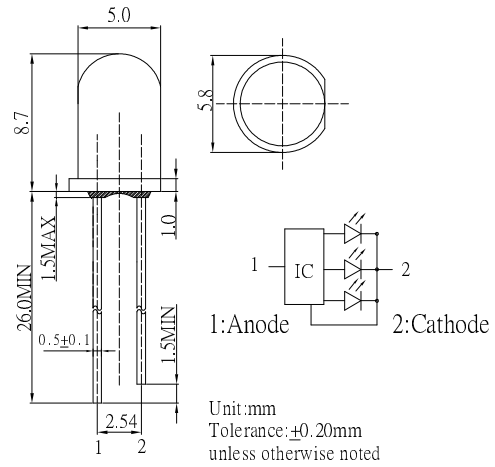
**■ Features**

- High Luminous LEDs
- 5mm Round Standard Directivity
- Color Changing Type
- Water Clear Type

**■ Applications**

- Toys
- Games
- Audio
- Other Lighting

**■ Outline Dimension**

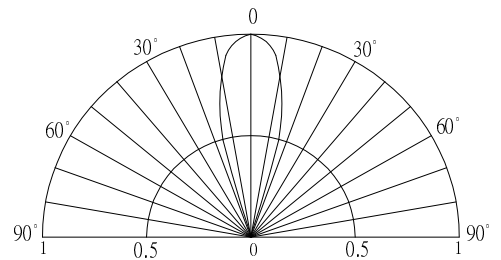


**■ Absolute Maximum Rating**

(Ta=25°C)

Item	Symbol	Value	Unit
Power Supply	Voltage	5	V
Operating Temperature	Topr	-30 ~ +85	°C
Storage Temperature	Tstg	-40~ +100	°C
Lead Soldering Temperature	Tsol	260°C/5sec	-

**■ Directivity**

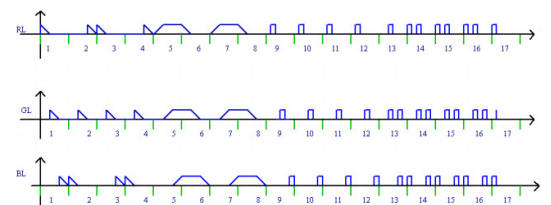


**■ Electrical -Optical Characteristics**

(Ta=25°C)

Item	Symbol	Conditio	Min.	Typ.	Max.	Unit
DC Forward Voltage*1	V <sub>dd</sub>	I <sub>F</sub> =20mA	3.8	4.5	5.0	V
Oscillator Frequency*2	F <sub>led</sub>	I <sub>F</sub> =20mA	-	12	-	S
Duty Cycle	Duty	I <sub>F</sub> =20mA	-	-	-	-
Domi. Wavelength*3	λ <sub>D</sub> (Red)	I <sub>F</sub> =20mA	620	625	630	nm
	λ <sub>D</sub> (Blue)	I <sub>F</sub> =20mA	460	465	475	nm
	λ <sub>D</sub>	I <sub>F</sub> =20mA	520	525	530	nm
Luminous Intensity*4	I <sub>v</sub> (Red)	I <sub>F</sub> =20mA	7000	8400	-	mcd
	I <sub>v</sub> (Blue)	I <sub>F</sub> =20mA	3000	4000	-	mcd
	I <sub>v</sub> (Green)	I <sub>F</sub> =20mA	12000	14400	-	mcd
50% Power Angle	2θ <sub>1/2</sub>	I <sub>F</sub> =20mA	-	30	-	deg

**■ Waveform Diagram**



\*Tolerance of Blinking Cycle is ±20%

\*1 Tolerance of measurements of forward voltage is ±0.1V  
 \*2 Tolerance of measurements of Frequency is ±20%  
 \*3 Tolerance of measurements of dominant wavelength is ±1nm  
 \*4 Tolerance of measurements of luminous intensity is ±15%