

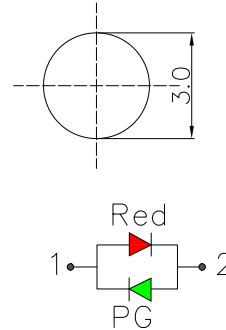
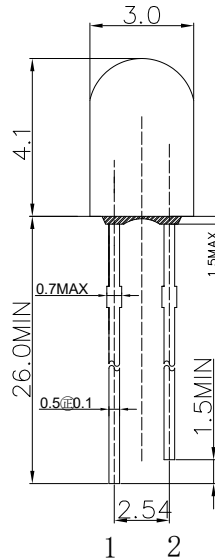
■ Features

- High Luminous LEDs
- 3mm Round Standard Directivity
- UV Resistant Epoxy
- Water Clear Type
- Bi-polar Type

■ Applications

- Toys
- Audio
- Games
- Other Lighting

■ Outline Dimension



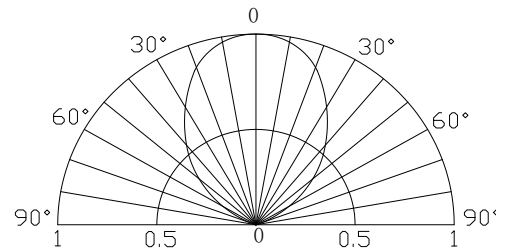
1. Anode
2. Cathode
Unit: mm
Tolerance: $\pm 0.20\text{mm}$
unless otherwise noted

■ Absolute Maximum Rating (Ta=25°C)

Item	Symbol	Value		Unit
		Red	PG	
DC Forward Current	I_F	30	30	mA
Pulse Forward Current#	I_{FP}	100	100	mA
Reverse Voltage	V_R	5	5	V
Power Dissipation	P_D	78	102	mW
Operating Temperature	T_{opr}	-30 ~ +85		°C
Storage Temperature	T_{stg}	-40 ~ +100		°C
Lead Soldering Temperature	T_{sol}	260°C/5sec		-

#Pulse width Max 10ms , Duty ratio max 1/10

■ Directivity



■ Electrical -Optical Characteristics (Ta=25°C)

Item	Symbol	Condition	Min.	Typ.	Max.	Unit
DC Forward Voltage*1	V_F (Red)	$I_F=20\text{mA}$	-	2.1	2.6	V
	V_F (PG)	$I_F=20\text{mA}$	-	2.9	3.4	V
DC Reverse Current	I_R	$V_R=5\text{V}$	-	-	10	μA
Domi. Wavelength*2	λ_D (Red)	$I_F=20\text{mA}$	620	625	630	nm
	λ_D (PG)	$I_F=20\text{mA}$	520	525	530	nm
Luminous Intensity*3	I_V (Red)	$I_F=20\text{mA}$	1560	2180	-	mcd
	I_V (PG)	$I_F=20\text{mA}$	2180	3000	-	mcd
50% Power Angle	$2\theta_{1/2}$	$I_F=20\text{mA}$	-	90	-	deg

*1 Tolerance of measurements of forward voltage is $\pm 0.1\text{V}$

*2 Tolerance of measurements of dominant wavelength is $\pm 1\text{nm}$

*3 Tolerance of measurements of luminous intensity is $\pm 15\%$