

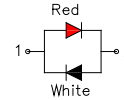
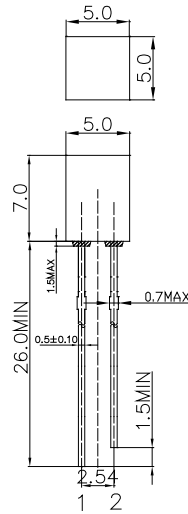
■Features

- High Luminous LED
- 5x5x7mm Standard Directivity
- UV Resistant Epoxy
- White Diffused Type
- Bi-polar

■Applications

- Toys
- Games
- Audio
- Other Lighting

■Outline Dimension



1. Anode
2. Cathode
Unit: mm
Tolerance: ±0.20mm
unless otherwise noted

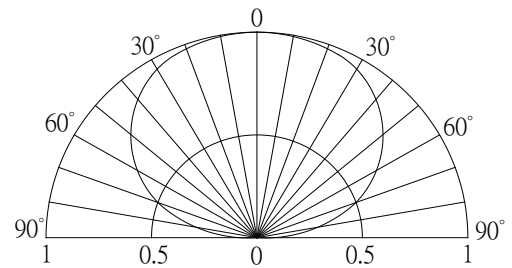
■Absolute Maximum Rating

(Ta=25°C)

Item	Sym bol	Value		Unit
		Red	White	
DC Forward Current	I _F	30	30	mA
Pulse Forward Current#	I _{FP}	100	100	mA
Reverse Voltage	V _R	5	5	V
Power Dissipation	P _D	78	102	mW
Operating Temperature	T _{opr}	-30~ +85		°C
Storage Temperature	T _{stg}	-40 ~ +100		°C
Lead Soldering Temperature	T _{sol}	260°C/5sec		-

#Pulse width Max.10ms Duty ratio max 1/10

■Directivity



■Electrical -Optical Characteristics

(Ta=25°C)

Item	Symbol	Condition	Min.	Typ.	Max.	Unit
DC Forward Voltage*1	V _F (Red)	I _F =20mA	-	2.1	2.6	V
	V _F (W)	I _F =20mA	-	2.9	3.4	V
DC Reverse Current	I _R	V _R =5V	-	-	10	μA
Domi. Wavelength*2	λ _D (Red)	I _F =20mA	620	625	630	nm
Color Temperature*3	CCT (W)	I _F =20mA	8500	10000	18000	K
Chromaticity Coordinates	x(W)	I _F =20mA	-	0.27	-	
	y(W)	I _F =20mA	-	0.28	-	
Luminous Intensity*4	I _v (Red)	I _F =20mA	220	330	-	mcd
	I _v (W)	I _F =20mA	330	500	-	mcd
50% Power Angle	2θ1/2	I _F =20mA	-	140	-	deg

*1 Tolerance of measurements of forward voltage is ±0.1V

*2 Tolerance of measurements of dominant wavelength is ±1nm

*3 Tolerance of measurements of color temperature ±10%

*4 Tolerance of measurements of luminous intensity is ±15%