

■ **Features**

- 1.5 Inch Sixty-Four Dot Matrix
- Long lifetime operation
- IC compatible
- Low power dissipation
- 


■ **Applications**

- Counting device
- Clock

■ **Absolute Maximum Rating** (Ta=25°C)

Item	Symbol	Value	Unit
DC Forward Current	I <sub>F</sub>	20	mA
Pulse Forward Current*	I <sub>FP</sub>	100	mA
Reverse Voltage	V <sub>R</sub>	5	V
Power Dissipation	P <sub>t</sub>	50	mW
Operating Temperature	Topr	-30 ~ +70	°C
Storage Temperature	Tstg	-40 ~ +85	°C
Lead Soldering Temperature(1.6mm from seating plane)	Tsol	260°C/5sec	°C

■ **Pictures**



\*Pulse width Max.10ms Duty ratio max 1/10

■ **Electrical -Optical Characteristics** (Ta=25°C)

Part Number	Color		V <sub>F</sub> (V)			I <sub>R</sub> (μA)	I <sub>v</sub> (mcd)			λD(nm)		
			Min.	Typ.	Max.	Max.	Min.	Typ.	Max.	Min.	Typ.	Max.
			I <sub>F</sub> =20mA			V <sub>R</sub> =5V	I <sub>F</sub> =20mA					
OSL641505-AW(BW)	White	W	2.8	3.1	3.6	20	100	150	-	X:0.28, Y:0.29		
OSL641505-AB(BB)	Blue	B	2.8	3.1	3.6	20	50	70	-	460	470	475
OSL641505-AG(BG)	Pure Green	G	2.8	3.1	3.6	20	160	200	-	515	525	530
OSL641505-AYG(BYG)	Yellow Green	YG	1.8	2.2	2.6	20	10	15	-	565	571	575
OSL641505-AY(BY)	Yellow	Y	1.8	2.1	2.6	20	50	60	-	585	590	595
OSL641505-AO(BO)	Orange	O	1.8	2.1	2.6	20	50	60	-	600	605	610
OSL641505-AR(BR)	Red	R	1.8	2.1	2.6	20	20	30	-	620	630	640
OSL641505-ARA(BRA)	High Luminance Red	RA	1.8	2.1	2.6	20	80	100	-	620	625	630

\*1 Tolerance of measurements of dominant wavelength is ±1nm

\*2 Tolerance of measurements of luminous intensity is ±15%

\*3 Tolerance of measurements of forward voltage is±0.1V

\*4 Tolerance of measurements of chromaticity coordinate is ±10%

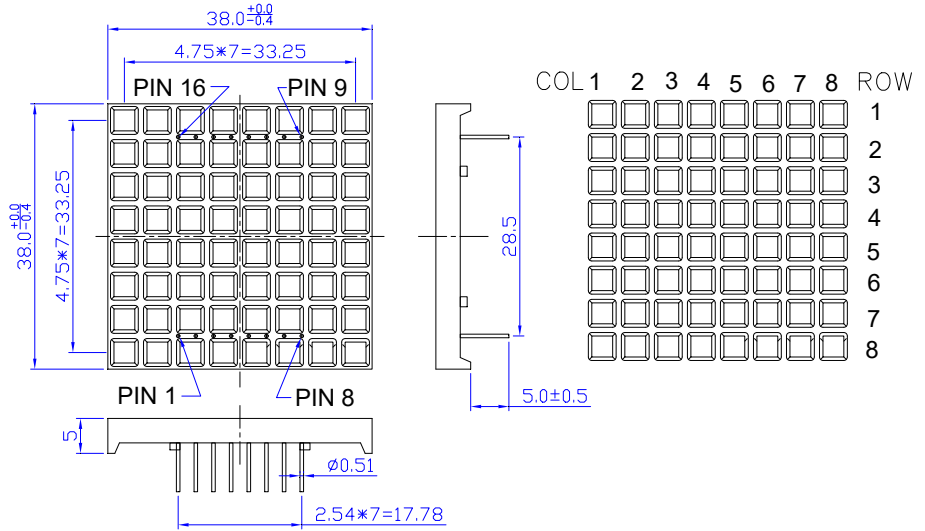
■ **Package Dimensions and Pin Function**

OSL641505-XX

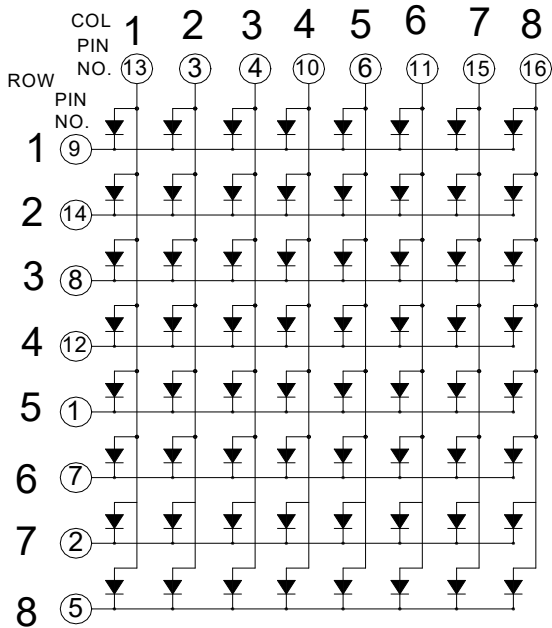
Note:

1, Unit : mm ( Tolerance:  $\pm 0.25$ mm unless otherwise noted)

2, The slope angle of any PIN may be  $\pm 5.0^\circ$  Max



**OSL641505-AX**



**OSL641505-BX**

