

■ **Features**


- 0.36 Inch Six Digit Display
- Long lifetime operation
- IC compatible
- Low power dissipation
- Black surface & white segment or dot
- Number of pins :14

■ **Applications**

- Counting device / Clock

■ **Absolute Maximum Rating** (Ta=25°C)








■ **Photo**



Item	Symbol	Value		Unit
		RA/R/YG/Y/O	B/PG/W	
DC Forward Current	I _F	20	20	mA
Pulse Forward Current#	I _{FP}	100	100	mA
Reverse Voltage	V _R	5	5	V
Power Dissipation	P _t	50	72	mW
Operating Temperature	Topr	-30 ~ +70		°C
Storage Temperature	Tstg	-40~ +85		°C
Lead Soldering Temperature(1.6mm from seating plane)	Tsol	260°C/5sec		°C

#Pulse width Max.10ms Duty ratio max 1/10

Electrical -Optical Characteristics (Ta=25°C)

Part Number	Color		V _F (V)			I _R (μA)	I _v (mcd)			λD(nm)			
			Min.	Typ.	Max.	Max.	Min.	Typ.	Max.	Min.	Typ.	Max.	
			I _F =20mA			V _R =5V	I _F =20mA						
OSL60362-IW(LW)	White	W	-	3.1	3.6	20	-	100	-	X=0.27,Y=0.28 (CCT:8000-18000K)			
OSL60362-IB(LB)	Blue	B		-	3.1	3.6	20	-	50	-	460	470	475
OSL60362-IG(LG)	Pure Green	G		-	3.1	3.6	20	-	200	-	515	525	530
OSL60362-IYG(LYG)	Yellow Green	YG		-	2.1	2.5	20	-	12	-	565	570	575
OSL60362-IY(LY)	Yellow	Y		-	2.1	2.5	20	-	60	-	585	590	595
OSL60362-IO(LO)	Orange	O		-	2.1	2.5	20	-	70	-	600	605	610
OSL60362-IR(LR)	Red	R		-	2.1	2.5	20	-	20	-	625	630	640
OSL60362-IRA(LRA)	High Luminance Red	RA		-	2.1	2.5	20	-	100	-	620	625	630

*1 Tolerance of measurements of chromaticity coordinate is ±10%

*2 Tolerance of measurements of dominant wavelength is ±1nm

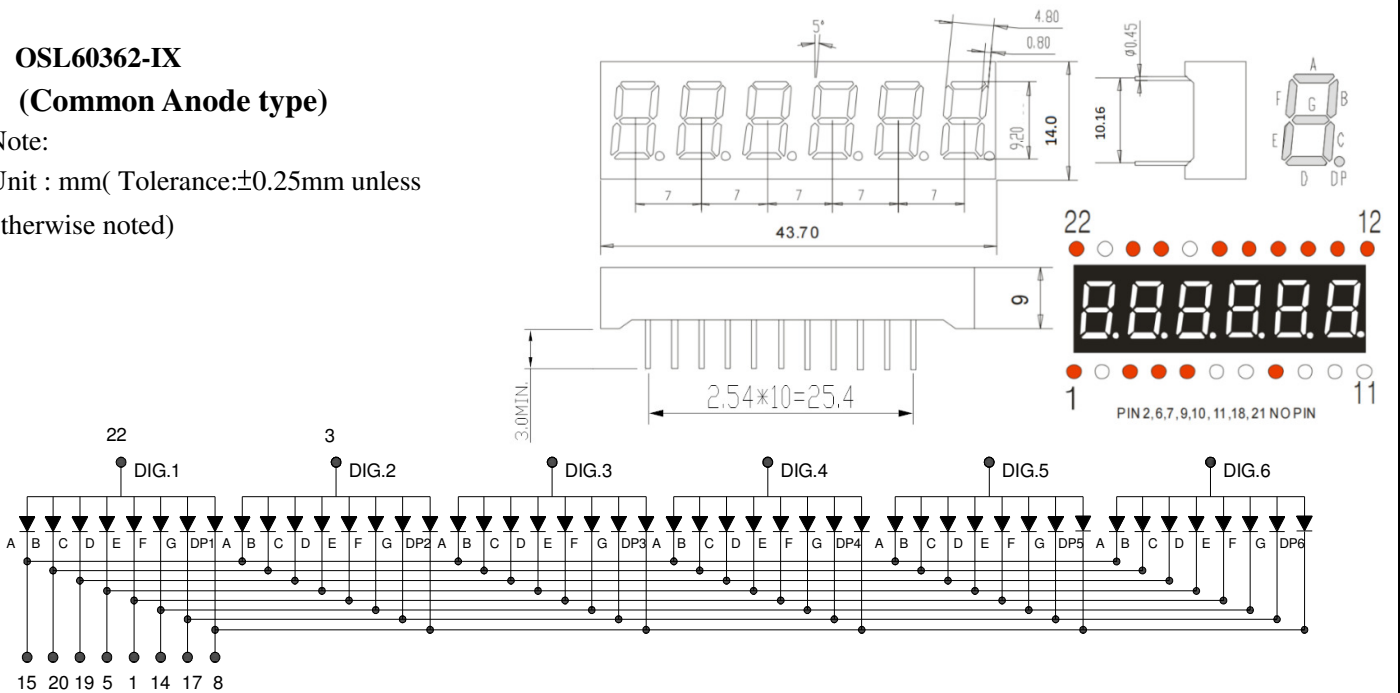
*3 Tolerance of measurements of luminous intensity is ±15%

*4 Tolerance of measurements of forward voltage is±0.1V

■ Package Dimensions and Pin Function

**OSL60362-IX
(Common Anode type)**

Note:
Unit : mm(Tolerance:±0.25mm unless
otherwise noted)



**OSL60362-LX
(Common Cathode type)**

Note:
Unit : mm(Tolerance:±0.25mm unless
otherwise noted)

