

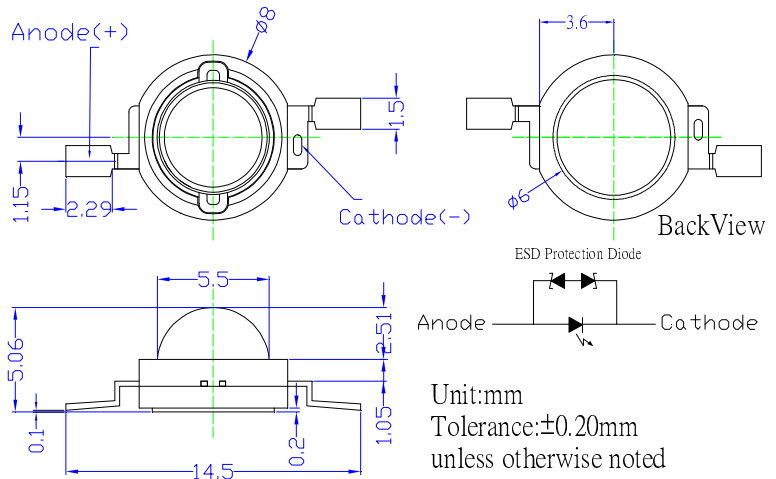
**■Features**

- Highest Luminous Flux
- Super Energy Efficiency
- Long Lifetime Operation
- Superior ESD protection
- Superior UV Resistance

**■Applications**

- Money Detector
- UV-Curing
- Sensor light
- Photo-catalyst
- Other Lighting

**■Outline Dimension**



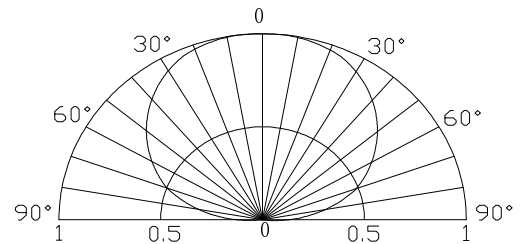
**■Absolute Maximum Rating**

(Ta=25°C)

Item	Symbol	Value	Unit
DC Forward Current	I <sub>F</sub>	700	mA
Pulse Forward Current#	I <sub>FP</sub>	1000	mA
Reverse Voltage	V <sub>R</sub>	5	V
Power Dissipation	P <sub>D</sub>	3150	mW
Operating Temperature	T <sub>opr</sub>	-30 ~ +85	°C
Storage Temperature	T <sub>stg</sub>	-40~ +100	°C
Lead Soldering Temperature	T <sub>sol</sub>	260°C /5sec	-

#Pulse width Max.10ms Duty ratio max 1/10

**■Directivity**



**■Electrical -Optical Characteristics**

(Ta=25°C)

Item	Symbol	Condition	Min.	Typ.	Max.	Unit
DC Forward Voltage*1	V <sub>F</sub>	I <sub>F</sub> =700mA	-	4.0	4.5	V
DC Reverse Current	I <sub>R</sub>	V <sub>R</sub> =5V	-	-	10	μA
Peak Wavelength*2	λ <sub>P</sub>	I <sub>F</sub> =700mA	360	365	370	nm
Radiant Power*3	P <sub>o</sub>	I <sub>F</sub> =700mA	600	700	-	mW
50% Power Angle	2θ <sub>1/2</sub>	I <sub>F</sub> =700mA	-	140	-	deg

\*1 Tolerance of measurements of forward voltage is ±0.1V

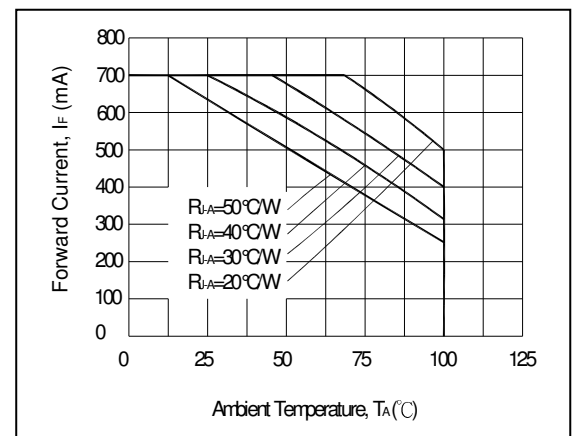
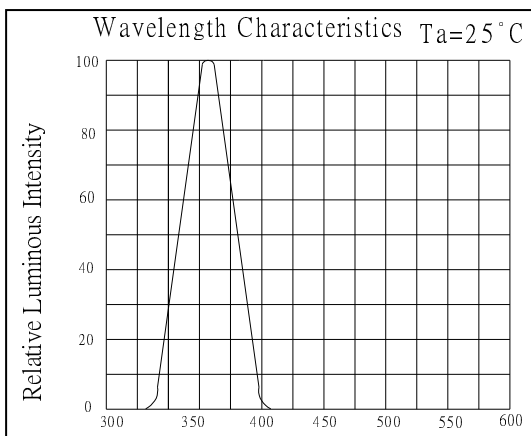
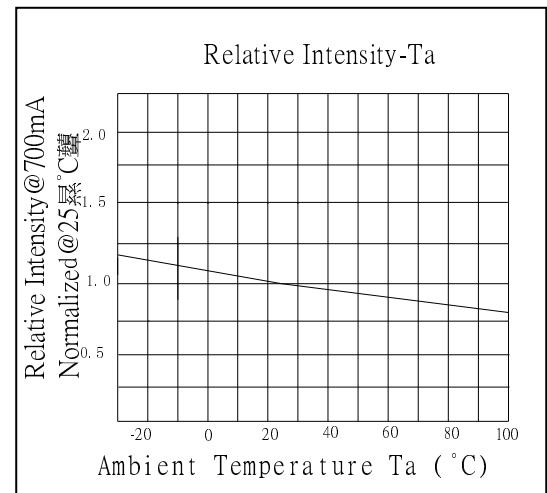
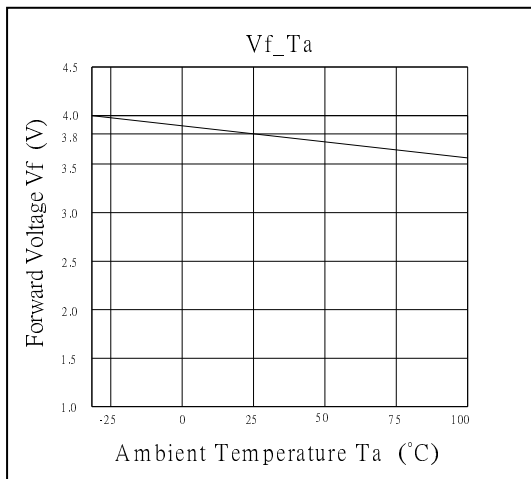
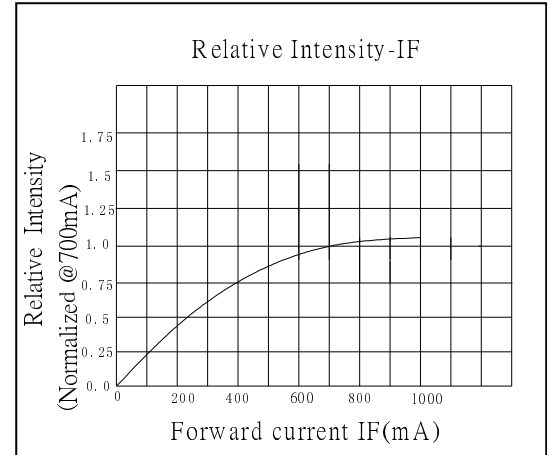
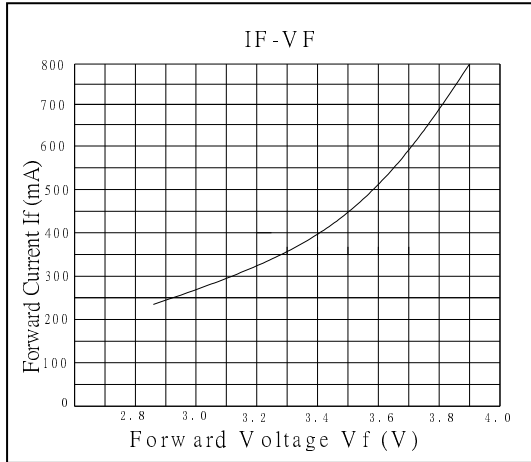
\*2 Tolerance of measurements of Peak Wavelength is ±1nm

\*3 Tolerance of measurements of Radiant Power is ±15%

Note: Don't drive at rated current more than 5s without heat sink for Tops 3 emitter series

**InGaN LED**

**TYPICAL ELECTRICAL/OPTICAL CHARACTERISTIC CURVES**



■ **Handling of Silicone Lens LEDs**

Notes for handling of silicone lens LEDs

- Please do not use a force of over 3kgf impact or pressure on the silicone lens, otherwise it will cause a catastrophic failure.
- The LEDs should only be picked up by making contact with the sides of the LED body.
- Avoid touching the silicone lens especially by sharp tools such as Tweezers.
- Avoid leaving fingerprints on the silicone lens.
- Please store the LEDs away from dusty areas or seal the product against dust.
- When populating boards in SMT production, there are basically no restrictions regarding the form of the pick and place nozzle, except that mechanical pressure on the silicone lens must be prevented.
- Please do not mold over the silicone lens with another resin. (epoxy, urethane, etc)

