


**0.32 Inch Single Digit Display**

**OSL10321-IX (Common Anode type)**

**OSL10321-LX (Common Cathode type)**

**■ Photo**



**■ Features**

- 0.32 Inch Single Digit Display
- Long lifetime operation
- IC compatible
- Low power dissipation
- Black surface & white segment or dot
- Number of pins :10

**■ Applications**

- Counting device
- Clock

**■ Absolute Maximum Rating (Ta=25°C)**

Item	Symbol	Value		Unit
		YG/Y/O/R/RA	W/B/PG	
DC Forward Current	I <sub>F</sub>	20	20	mA
Pulse Forward Current#	I <sub>FP</sub>	100	100	mA
Reverse Voltage	V <sub>R</sub>	5	5	V
Power Dissipation	P <sub>t</sub>	44	66	mW
Operating Temperature	Topr	-30 ~ +70		°C
Storage Temperature	Tstg	-40~ +85		°C
Lead Soldering Temperature(1.6mm from seating plane)	Tsol	260°C/5sec		°C

#Pulse width Max.10ms Duty ratio max 1/10

**■ Electrical -Optical Characteristics (Ta=25°C)**

Part Number	Color		V <sub>F</sub> (V)			I <sub>R</sub> (μA)	I <sub>v</sub> (mcd)			λD(nm)		
			Min.	Typ.	Max.	Max.	Min.	Typ.	Max.	Min.	Typ.	Max.
			I <sub>F</sub> =20mA			V <sub>R</sub> =5V	I <sub>F</sub> =20mA					
OSL10321-IW(LW)	White	W	-	3.1	3.6	20	-	65	-	X:0.27 Y:0.28		
OSL10321-IB(LB)	Blue	B	-	3.1	3.6	20	-	50	-	460	465	475
OSL10321-IG(LG)	Pure Green	PG	-	3.1	3.6	20	-	200	-	515	525	530
OSL10321-IYG(LYG)	Yellow Green	YG	-	2.2	2.6	20	-	20	-	565	571	575
OSL10321-IY(LY)	Yellow	Y	-	2.1	2.5	20	-	60	-	585	590	595
OSL10321-IO(LO)	Orange	O	-	2.1	2.5	20	-	70	-	600	605	610
OSL10321-IR(LR)	Red	R	-	2.1	2.5	20	-	30	-	625	630	640
OSL10321-IRA(LRA)	High Luminance Red	RA	-	2.1	2.5	20	-	100	-	620	625	630

\*1 Tolerance of measurements of chromaticity coordinates is ±10%

\*2 Tolerance of measurements of dominant wavelength is ±1nm

\*3 Tolerance of measurements of luminous intensity is ±15%

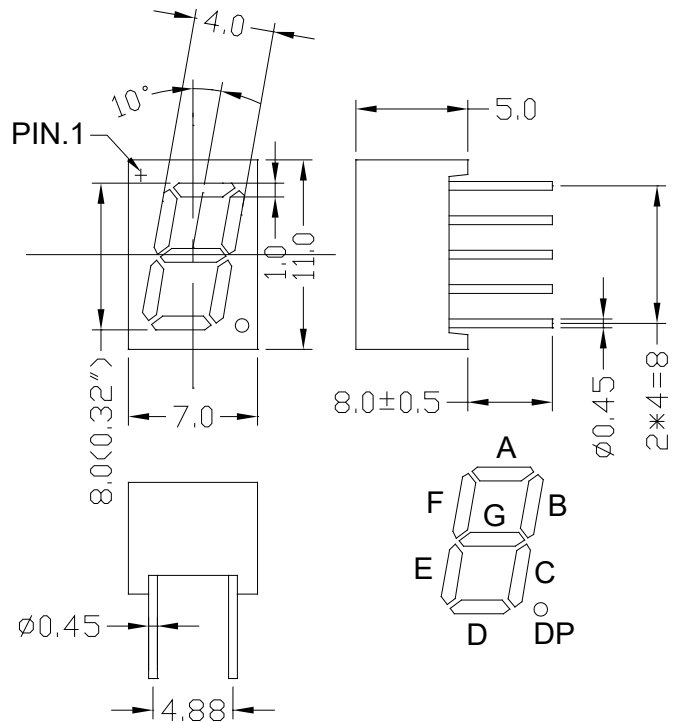
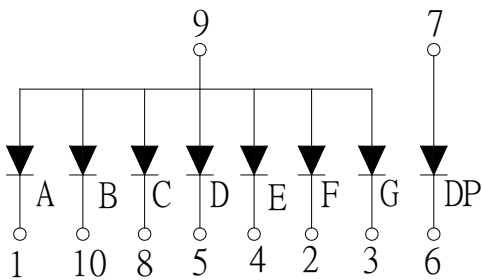
\*4 Tolerance of measurements of forward voltage is ±0.1V

<b>0.32 Inch Single Digit Display</b>
<b>OSL10321-IX (Common Anode type)</b>
<b>OSL10321-LX (Common Cathode type)</b>

■ **Package Dimensions and Pin Function**

**OSL10321-IX  
(Common Anode type)**

Note:  
1, Unit : mm (Tolerance: ±0.25mm unless otherwise noted)  
2, The slope angle of any PIN may be ±5.0° Max



**OSL10321-LX  
(Common Cathode type)**

Note:  
1, Unit : mm (Tolerance: ±0.25mm unless otherwise noted)  
2, The slope angle of any PIN may be ±5.0° Max

